



See a Social Security Number? Say Something!
Report Privacy Problems to <https://public.resource.org/privacy>
Or call the IRS Identity Theft Hotline at 1-800-908-4490



Return of Organization Exempt From Income Tax

2001

Open to Public Inspection

Under section 501(c), 527, or 4947(a)(1) of the Internal Revenue Code (except black lung benefit trust or private foundation)

The organization may have to use a copy of this return to satisfy state reporting requirements.

Department of the Treasury
Internal Revenue Service

A For the 2001 calendar year, or tax year period beginning **JUL 1, 2001** and ending **JUN 30, 2002**

B Check if applicable:
 Address change
 Name change
 Initial return
 Final return
 Amended return
 Application pending

C Name of organization: **CONSERVATION INTERNATIONAL FOUNDATION**
 Number and street (or P O box if mail is not delivered to street address): **1919 M STREET, N.W.**
 City or town, state or country, and ZIP + 4: **WASHINGTON, DC 20036**

D Employer identification number: **52-1497470**

E Telephone number: **(202) 912-1000**

F Accounting method: Cash Accrual
 Other (specify):

Section 501(c)(3) organizations and 4947(a)(1) nonexempt charitable trusts must attach a completed Schedule A (Form 990 or 990-EZ)

H and **I** are not applicable to section 527 organizations.

H(a) Is this a group return for affiliates? Yes No

H(b) If "Yes," enter number of affiliates: **0**

H(c) Are all affiliates included? **N/A** Yes No (If "No," attach a list.)

H(d) Is this a separate return filed by an organization covered by a group ruling? Yes No

I Enter 4-digit GEN: **0000**

G Web site: **WWW.CONSERVATION.ORG**

J Organization type (check only one): 501(c) (**3**) (insert no) 4947(a)(1) or 527

K Check here if the organization's gross receipts are normally not more than \$25,000. The organization need not file a return with the IRS, but if the organization received a Form 990 Package in the mail, it should file a return without financial data. Some states require a complete return.

L Gross receipts: Add lines 6b, 8b, 9b, and 10b to line 12: **229,267,098.**

M Check if the organization is not required to attach Sch B (Form 990, 990-EZ, or 990-PF)

Part I Revenue, Expenses, and Changes in Net Assets or Fund Balances

Revenue													
1	Contributions, gifts, and similar amounts received												
a	Direct public support	1a	215,228,221.										
b	Indirect public support	1b	32,390.										
c	Government contributions (grants)	1c	6,162,527.										
d	Total (add lines 1a through 1c) (cash \$ 221,423,138. noncash \$ _____)	1d	221,423,138.										
2	Program service revenue including government fees and contracts (from Part VII, line 93)	2	96,332.										
3	Membership dues and assessments	3											
4	Interest on savings and temporary cash investments	4											
5	Dividends and interest from securities	5	801,893.										
6a	Gross rents	6a											
b	Less rental expenses	6b											
c	Net rental income or (loss) (subtract line 6b from line 6a)	6c											
7	Other investment income (describe _____)	7											
8a	Gross amount from sale of assets other than inventory	<table border="1"> <thead> <tr> <th>(A) Securities</th> <th>(B) Other</th> </tr> </thead> <tbody> <tr> <td>6,646,000.</td> <td>8a</td> </tr> <tr> <td>6,557,823.</td> <td>8b</td> </tr> <tr> <td>88,177.</td> <td>8c</td> </tr> </tbody> </table>		(A) Securities	(B) Other	6,646,000.	8a	6,557,823.	8b	88,177.	8c		
(A) Securities	(B) Other												
6,646,000.	8a												
6,557,823.	8b												
88,177.	8c												
b	Less cost or other basis and sales expenses												
c	Gain or (loss) (attach schedule)												
d	Net gain or (loss) (combine line 8c, columns (A) and (B)) STMT 1	8d	88,177.										
9	Special events and activities (attach schedule)												
a	Gross revenue (not including \$ _____ of contributions reported on line 1a)	9a											
b	Less direct expenses other than fundraising expenses	9b											
c	Net income or (loss) from special events (subtract line 9b from line 9a)	9c											
10a	Gross sales of inventory, less returns and allowances	10a											
b	Less cost of goods sold	10b											
c	Gross profit or (loss) from sales of inventory (attach schedule) (subtract line 10b from line 10a)	10c											
11	Other revenue (from Part VII, line 103)	11	299,735.										
12	Total revenue (add lines 1d, 2, 3, 4, 5, 6c, 7, 8d, 9c, 10c, and 11)	12	222,709,275.										
13	Program services (from line 4, column (B))	13	57,793,808.										
14	Management and general (from line 44, column (C))	14	7,126,551.										
15	Fundraising (from line 44, column (D))	15	4,103,675.										
16	Payments to affiliates (attach schedule)	16											
17	Total expenses (add lines 13 and 14, column (A))	17	69,024,034.										
18	Excess or (deficit) for the year (subtract line 17 from line 12)	18	153,685,241.										
19	Net assets or fund balances at beginning of year (from line 73, column (A))	19	126,909,437.										
20	Other changes in net assets or fund balances (attach explanation) SEE STATEMENT 2	20	<830,641.>										
21	Net assets or fund balances at end of year (combine lines 18, 19, and 20)	21	279,764,037.										

SCANNED APR 02 2003

RECEIVED
 MAR 18 2003
 OGDEN UT

913-16
4

Part II Statement of Functional Expenses

All organizations must complete column (A). Columns (B), (C), and (D) are required for section 501(c)(3) and (4) organizations and section 4947(a)(1) nonexempt charitable trusts but optional for others

Do not include amounts reported on line 6b, 8b, 9b, 10b, or 16 of Part I	(A) Total	(B) Program services	(C) Management and general	(D) Fundraising	
22 Grants and allocations (attach schedule) cash \$11,081,527 noncash \$	11,081,527.	11,081,527.	STATEMENT 4		
23 Specific assistance to individuals (attach schedule)					
24 Benefits paid to or for members (attach schedule)					
25 Compensation of officers, directors, etc	3,334,236.	2,657,453.	478,954.	197,829.	
26 Other salaries and wages	21,945,890.	17,491,315.	3,152,465.	1,302,110.	
27 Pension plan contributions	641,401.	461,267.	126,627.	53,507.	
28 Other employee benefits	1,762,150.	1,267,260.	347,887.	147,003.	
29 Payroll taxes	1,276,284.	917,848.	251,969.	106,467.	
30 Professional fundraising fees		0.			
31 Accounting fees	179,500.	92,042.	87,458.		
32 Legal fees	294,310.	138,144.	156,166.		
33 Supplies	1,694,145.	1,499,005.	112,351.	82,789.	
34 Telephone	1,127,933.	978,074.	100,667.	49,192.	
35 Postage and shipping	315,542.	240,379.	35,234.	39,929.	
36 Occupancy	4,927,729.	3,719,926.	841,399.	366,404.	
37 Equipment rental and maintenance	715,624.	581,365.	95,484.	38,775.	
38 Printing and publications	1,124,208.	953,680.	35,780.	134,748.	
39 Travel	8,386,792.	6,660,920.	618,879.	1,106,993.	
40 Conferences, conventions, and meetings					
41 Interest	59,899.	59,899.			
42 Depreciation, depletion, etc (attach schedule)	932,128.	703,427.	161,011.	67,690.	
43 Other expenses not covered above (itemize)					
a	43a				
b	43b				
c	43c				
d	43d				
e SEE STATEMENT 3	43e	9,224,736.	8,290,277.	524,220.	410,239.
44 Total functional expenses (add lines 22 through 43) Organizations completing columns (B)-(D), carry these totals to lines 13-15	69,024,034.	57,793,808.	7,126,551.	4,103,675.	

Joint Costs Check if you are following SOP 98 2

Are any joint costs from a combined educational campaign and fundraising solicitation reported in (B) Program services? Yes No

If "Yes," enter (i) the aggregate amount of these joint costs \$ _____, (ii) the amount allocated to Program services \$ _____, (iii) the amount allocated to Management and general \$ _____, and (iv) the amount allocated to Fundraising \$ _____.

Part III Statement of Program Service Accomplishments

What is the organization's primary exempt purpose?	Program Service Expenses (Required for 501(c)(3) and (4) orgs and 4947(a)(1) trusts but optional for others)
PROTECTION OF NATURAL ECOSYSTEMS. All organizations must describe their exempt purpose achievements in a clear and concise manner. State the number of clients served, publications issued, etc. Discuss achievements that are not measurable. (Section 501(c)(3) and (4) organizations and 4947(a)(1) nonexempt charitable trusts must also enter the amount of grants and allocations to others.)	
a FIELD PROGRAMS - SEE ATTACHED. INCLUDES: CRITICAL ECOSYSTEM PARTNERSHIP FUND (CEPF): \$4,466,834 GLOBAL CONSERVATION FUND (GCF): \$ 24,339 (Grants and allocations \$ 8,891,959.)	33,928,523.
b FIELD SUPPORT - SEE ATTACHED. INCLUDES: CRITICAL ECOSYS. PRTRNSHP FND (CEPF): \$1,733,492; GLOBAL CONSERVATION FUND (GCF): \$530,544; GLOBAL MARINE CONSERVATION PROGRAM: \$ 293,105 (Grants and allocations \$ 612,197.)	8,453,271.
c CENTER FOR APPLIED BIODIVERSITY SCIENCE - SEE ATTACHED (Grants and allocations \$ 1,174,221.)	9,255,449.
d CENTER FOR ENVIRONMENTAL LEADERSHIP IN BUSINESS - SEE ATTACHE (Grants and allocations \$ 403,150.)	3,159,528.
e Other program services (attach schedule) STATEMENT 5	2,997,037.
f Total of Program Service Expenses (should equal line 44, column (B), Program services)	57,793,808.

Part IV Balance Sheets

Note Where required, attached schedules and amounts within the description column should be for end-of-year amounts only

		(A) Beginning of year	(B) End of year
Assets	45 Cash non interest-bearing		45
	46 Savings and temporary cash investments	21,818,721.	46 27,520,486.
	47 a Accounts receivable	47a	
	b Less allowance for doubtful accounts	47b	47c 529,298.
	48 a Pledges receivable	48a	
	b Less allowance for doubtful accounts	48b	48c
	49 Grants receivable		49 93,544,135.
	50 Receivables from officers, directors, trustees, and key employees		50
	51 a Other notes and loans receivable	51a 603,366.	
	b Less allowance for doubtful accounts STMT 6	51b	51c 467,459.
	52 Inventories for sale or use		52
	53 Prepaid expenses and deferred charges		53 982,693.
	54 Investments - securities STMT 7 STMT 8 <input type="checkbox"/> Cost <input checked="" type="checkbox"/> FMV		54 10,287,477.
	55 a investments - land, buildings, and equipment basis	55a	
	b Less accumulated depreciation	55b	55c
56 Investments other		56	
57 a Land, buildings, and equipment, basis	57a 7,103,751.		
b Less accumulated depreciation STMT 9	57b 2,589,655.	57c 4,664,418.	
58 Other assets (describe <input type="checkbox"/>)		58 1,345.	
59 Total assets (add lines 45 through 58) (must equal line 74)		59 132,295,546.	
Liabilities	60 Accounts payable and accrued expenses	60 3,083,696.	61 4,412,297.
	61 Grants payable		62 4,810,720.
	62 Deferred revenue		63
	63 Loans from officers, directors, trustees, and key employees		64a
	64 a Tax exempt bond liabilities		64b 1,317,065.
	b Mortgages and other notes payable STMT 10 STMT 11		65 985,348.
	65 Other liabilities (describe <input type="checkbox"/> ACCRUED VACATION)		66 5,386,109.
66 Total liabilities (add lines 60 through 65)		66 12,146,320.	
Net Assets or Fund Balances	Organizations that follow SFAS 117, check here <input checked="" type="checkbox"/> and complete lines 67 through 69 and lines 73 and 74		
	67 Unrestricted	67 9,516,308.	68 10,238,000.
	68 Temporarily restricted	68 101,089,198.	69 252,492,037.
	69 Permanently restricted	69 16,303,931.	70 17,034,000.
	Organizations that do not follow SFAS 117, check here <input type="checkbox"/> and complete lines 70 through 74		
	70 Capital stock, trust principal, or current funds	70	
	71 Paid-in or capital surplus, or land, building, and equipment fund	71	
	72 Retained earnings, endowment, accumulated income, or other funds	72	
	73 Total net assets or fund balances (add lines 67 through 69 OR lines 70 through 72, column (A) must equal line 19, column (B) must equal line 21)	73 126,909,437.	74 279,764,037.
	74 Total liabilities and net assets / fund balances (add lines 66 and 73)	74 132,295,546.	74 291,910,357.

Form 990 is available for public inspection and, for some people, serves as the primary or sole source of information about a particular organization. How the public perceives an organization in such cases may be determined by the information presented on its return. Therefore, please make sure the return is complete and accurate and fully describes, in Part III, the organization's programs and accomplishments.

Part VI Other Information

Table with columns for question number, question text, and Yes/No columns. Includes rows 76 through 91 with various financial and organizational details.

91 The books are in care of THE ORGANIZATION Telephone no SEE PAGE 1
Located at SEE PAGE 1 ZIP + 4 SEE PAGE 1

92 Section 4947(a)(1) nonexempt charitable trusts filing Form 990 in lieu of Form 1041- Check here
and enter the amount of tax exempt interest received or accrued during the tax year 92 N/A

Part VII Analysis of Income-Producing Activities (See Specific Instructions on page 32)

Note Enter gross amounts unless otherwise indicated

	Unrelated business income		Excluded by section 512 513 or 514		(E) Related or exempt function income
	(A) Business code	(B) Amount	(C) Exclu- sion code	(D) Amount	
93 Program service revenue					
a LICENSING/ROYALTIES			15	96,332.	
b					
c					
d					
e					
f Medicare/Medicaid payments					
g Fees and contracts from government agencies					
94 Membership dues and assessments					
95 Interest on savings and temporary cash investments					
96 Dividends and interest from securities			14	801,893.	
97 Net rental income or (loss) from real estate					
a debt-financed property					
b not debt-financed property					
98 Net rental income or (loss) from personal property					
99 Other investment income					
100 Gain or (loss) from sales of assets other than inventory			18	88,177.	
101 Net income or (loss) from special events					
102 Gross profit or (loss) from sales of inventory					
103 Other revenue					
a OTHER REV AND REIMB					299,735.
b					
c					
d					
e					
104 Subtotal (add columns (B), (D), and (E))		0.		986,402.	299,735.
105 Total (add line 104, columns (B), (D), and (E))					1,286,137.

Part VIII Relationship of Activities to the Accomplishment of Exempt Purposes (See Specific Instructions on page 32)

Line No	Explain how each activity for which income is reported in column (E) of Part VII contributed importantly to the accomplishment of the organization's exempt purposes (other than by providing funds for such purposes)
103A	SUPPORTS THE ORGANIZATION'S DAY TO DAY OPERATIONS WHILE FOCUSING INTERNATIONAL ATTENTION ON CONSERVATION ISSUES.

Part IX Information Regarding Taxable Subsidiaries and Disregarded Entities (See Specific Instructions on page 33)


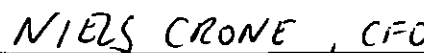
(A) Name, address, and EIN of corporation, partnership, or disregarded entity	(B) Percentage of ownership interest	(C) Nature of activities	(D) Total income	(E) End-of-year assets
N/A	%			
	%			
	%			
	%			


Part X Information Regarding Transfers Associated with Personal Benefit Contracts (See Specific Instructions on page 33)

- (a) Did the organization, during the year, receive any funds, directly or indirectly, to pay premiums on a personal benefit contract? Yes No
- (b) Did the organization, during the year, pay premiums, directly or indirectly, on a personal benefit contract? Yes No

Note If "Yes" to (b), file Form 8870 and Form 4720 (see instructions)

Under penalties of perjury, I declare that I have examined this return, including accompanying schedules and statements, and to the best of my knowledge and belief, it is true and correct, and complete. Declaration of preparer (other than officer) is based on all information of which preparer has any knowledge.

Please Sign Here:  03/13/03  NIELS CRONE, CFO
Signature of officer Date Type or print name and title

Paid Preparer's Use Only:  CPA 3/12/03 Check if self-employed Preparer's SSN or PTIN
Firm's name (or yours if self-employed), address, and ZIP + 4: GELMAN, ROSENBERG & FREEDMAN 4550 MONTGOMERY AVE., SUITE 650 NORTH BETHESDA, MARYLAND 20814-2930 EIN
123181 01-02-02 Phone no: (301) 951-9090

Organization Exempt Under Section 501(c)(3)

(Except Private Foundation) and Section 501(e), 501(f), 501(k),
501(n), or Section 4947(a)(1) Nonexempt Charitable Trust

2001

Department of the Treasury
Internal Revenue Service

Supplementary Information-(See separate instructions.)

▶ **MUST be completed by the above organizations and attached to their Form 990 or 990-EZ**

Name of the organization **CONSERVATION INTERNATIONAL FOUNDATION** Employer identification number **52 1497470**

Part I Compensation of the Five Highest Paid Employees Other Than Officers, Directors, and Trustees

(See page 1 of the instructions List each one If there are none, enter "None")

(a) Name and address of each employee paid more than \$50,000	(b) Title and average hours per week devoted to position	(c) Compensation	(d) Contributions to employee benefit plans & deferred compensation	(e) Expense account and other allowances
<u>PETER JANCA KRISTENSEN</u> ----- ALL C/O THE ORGANIZATION	SR DIRECTOR 40+	117,341.	4,394.	
<u>MICHAEL P. TOTTEN</u> -----	SR DIRECTOR 40+	112,547.	5,290.	
<u>RICHARD RICE</u> -----	SR DIRECTOR 40+	111,300.	5,231.	
<u>JOSHUA E. PHIPPS</u> -----	IT DIRECTOR 40+	108,150.	0.	
<u>GUS D. CHRIST</u> -----	SR DIRECTOR 40+	104,717.	3,486.	
Total number of other employees paid over \$50,000 ▶	134			

Part II Compensation of the Five Highest Paid Independent Contractors for Professional Services

(See page 2 of the instructions List each one (whether individuals or firms) If there are none, enter "None")

(a) Name and address of each independent contractor paid more than \$50,000	(b) Type of service	(c) Compensation
<u>HARDNER & GULLISON ASSOCIATES, LLC</u> ----- PALO ALTO, CA	PROFESSIONAL SERVICES	116,464.
<u>GELMAN, ROSENBERG & FREEDMAN, CPA'S</u> ----- BETHESDA, MD	PROFESSIONAL SERVICES	92,739.
<u>DEVELOPMENT WORKS INTERNATIONAL</u> ----- LARVICK, NORWAY	PROFESSIONAL SERVICES	96,500.
<u>FUSION DESIGN</u> ----- JERSEY CITY, NJ	PROFESSIONAL SERVICES	171,518.
<u>IUCN</u> ----- GLAND, SWITZERLAND	PROFESSIONAL SERVICES	193,259.
Total number of others receiving over \$50,000 for professional services ▶	8	

Part III Statements About Activities (See page 2 of the instructions.)

	Yes	No
1 During the year, has the organization attempted to influence national, state, or local legislation, including any attempt to influence public opinion on a legislative matter or referendum? If "Yes," enter the total expenses paid or incurred in connection with the lobbying activities ► \$ _____ \$ _____ (Must equal amounts on line 38, Part VI-A, or line 1 of Part VI-B) Organizations that made an election under section 501(h) by filing Form 5768 must complete Part VI-A. Other organizations checking "Yes," must complete Part VI-B AND attach a statement giving a detailed description of the lobbying activities	1	X
2 During the year, has the organization, either directly or indirectly, engaged in any of the following acts with any substantial contributors, trustees, directors, officers, creators, key employees, or members of their families, or with any taxable organization with which any such person is affiliated as an officer, director, trustee, majority owner, or principal beneficiary? (If the answer to any question is "Yes," attach a detailed statement explaining the transactions)		
a Sale, exchange, or leasing of property?	2a	X
b Lending of money or other extension of credit?	2b	X
c Furnishing of goods, services, or facilities?	2c	X
d Payment of compensation (or payment or reimbursement of expenses if more than \$1,000)? SEE PART V, FORM 990	2d	X
e Transfer of any part of its income or assets?	2e	X
3 Does the organization make grants for scholarships, fellowships, student loans, etc.? (See Note below)	3	X
4 Do you have a section 403(b) annuity plan for your employees?	4	X
Note Attach a statement to explain how the organization determines that individuals or organizations receiving grants or loans from it in furtherance of its charitable programs "qualify" to receive payments SEE STATEMENT 13		

Part IV Reason for Non-Private Foundation Status (See pages 3 through 6 of the instructions)

- The organization is not a private foundation because it is (Please check only ONE applicable box.)
- 5 A church, convention of churches, or association of churches Section 170(b)(1)(A)(i)
 - 6 A school Section 170(b)(1)(A)(ii) (Also complete Part V)
 - 7 A hospital or a cooperative hospital service organization Section 170(b)(1)(A)(iii)
 - 8 A Federal, state, or local government or governmental unit Section 170(b)(1)(A)(v)
 - 9 A medical research organization operated in conjunction with a hospital Section 170(b)(1)(A)(iii) Enter the hospital's name, city, and state ► _____
 - 10 An organization operated for the benefit of a college or university owned or operated by a governmental unit Section 170(b)(1)(A)(iv) (Also complete the **Support Schedule** in Part IV A.)
 - 11a An organization that normally receives a substantial part of its support from a governmental unit or from the general public Section 170(b)(1)(A)(vi) (Also complete the **Support Schedule** in Part IV-A.)
 - 11b A community trust Section 170(b)(1)(A)(vi) (Also complete the **Support Schedule** in Part IV-A.)
 - 12 An organization that normally receives (1) more than 33 1/3% of its support from contributions, membership fees, and gross receipts from activities related to its charitable, etc., functions - subject to certain exceptions, and (2) no more than 33 1/3% of its support from gross investment income and unrelated business taxable income (less section 511 tax) from businesses acquired by the organization after June 30, 1975 See section 509(a)(2) (Also complete the **Support Schedule** in Part IV A.)
 - 13 An organization that is not controlled by any disqualified persons (other than foundation managers) and supports organizations described in (1) lines 5 through 12 above, or (2) section 501(c)(4), (5), or (6), if they meet the test of section 509(a)(2) (See section 509(a)(3))

Provide the following information about the supported organizations (See page 5 of the instructions)

(a) Name(s) of supported organization(s)	(b) Line number from above

- 14 An organization organized and operated to test for public safety Section 509(a)(4) (See page 6 of the instructions)

Part IV-A Support Schedule (Complete only if you checked a box on line 10, 11, or 12) Use cash method of accounting.
 Note You may use the worksheet in the instructions for converting from the accrual to the cash method of accounting

Calendar year (or fiscal year beginning in)	(a) 2000	(b) 1999	(c) 1998	(d) 1997	(e) Total
15 Gifts, grants, and contributions received (Do not include unusual grants. See line 28)	55,031,534.	40,287,365.	36,907,170.	24,406,726.	156,632,795.
16 Membership fees received					
17 Gross receipts from admissions, merchandise sold or services performed, or furnishing of facilities in any activity that is related to the organization's charitable, etc., purpose	137,812.	292,962.	368,658.	459,989.	1,259,421.
18 Gross income from interest, dividends, amounts received from payments on securities loans (section 512(a)(5)), rents, royalties, and unrelated business taxable income (less section 511 taxes) from businesses acquired by the organization after June 30, 1975	1,224,526.	761,451.	272,021.	398,375.	2,656,373.
19 Net income from unrelated business activities not included in line 18					
20 Tax revenues levied for the organization's benefit and either paid to it or expended on its behalf					
21 The value of services or facilities furnished to the organization by a governmental unit without charge. Do not include the value of services or facilities generally furnished to the public without charge.					
22 Other income. Attach a schedule. Do not include gain or (loss) from sale of capital assets	964,190.	128,474.	SEE STATEMENT 14	267,017.	1,548,453.
23 Total of lines 15 through 22	57,358,062.	41,470,252.	37,736,621.	25,532,107.	162,097,042.
24 Line 23 minus line 17	57,220,250.	41,177,290.	37,367,963.	25,072,118.	160,837,621.
25 Enter 1% of line 23	573,581.	414,703.	377,366.	255,321.	
26 Organizations described on lines 10 or 11					
a Enter 2% of amount in column (e), line 24					26a 3,216,752.
b Prepare a list for your records to show the name of and amount contributed by each person (other than a governmental unit or publicly supported organization) whose total gifts for 1997 through 2000 exceeded the amount shown in line 26a. Do not file this list with your return. Enter the total of all these excess amounts					26b 26,806,741.
c Total support for section 509(a)(1) test: Enter line 24, column (e)					26c 160,837,621.
d Add: Amounts from column (e) for lines 18 2,656,373. 19 _____ 22 1,548,453. 26b 26,806,741.					26d 31,011,567.
e Public support (line 26c minus line 26d total)					26e 129,826,054.
f Public support percentage (line 26e (numerator) divided by line 26c (denominator))					26f 80.7187%
27 Organizations described on line 12					
a For amounts included in lines 15, 16, and 17 that were received from a "disqualified person," prepare a list for your records to show the name of, and total amounts received in each year from, each "disqualified person." Do not file this list with your return. Enter the sum of such amounts for each year	(2000) N/A	(1999) _____	(1998) _____	(1997) _____	
b For any amount included in line 17 that was received from each person (other than "disqualified persons"), prepare a list for your records to show the name of, and amount received for each year, that was more than the larger of (1) the amount on line 25 for the year or (2) \$5,000. (Include in the list organizations described in lines 5 through 11, as well as individuals.) Do not file this list with your return. After computing the difference between the amount received and the larger amount described in (1) or (2), enter the sum of these differences (the excess amounts) for each year	(2000) N/A	(1999) _____	(1998) _____	(1997) _____	
c Add: Amounts from column (e) for lines 15 _____ 16 _____ 17 _____ 20 _____ 21 _____					27c N/A
d Add: Line 27a total _____ and line 27b total _____					27d N/A
e Public support (line 27c total minus line 27d total)					27e N/A
f Total support for section 509(a)(2) test: Enter amount on line 23, column (e)					27f N/A
g Public support percentage (line 27e (numerator) divided by line 27f (denominator))					27g N/A %
h Investment income percentage (line 18, column (e) (numerator) divided by line 27f (denominator))					27h N/A %

28 Unusual Grants For an organization described in line 10, 11, or 12, that received any unusual grants during 1997 through 2000, prepare a list for your records to show, for each year, the name of the contributor, the date and amount of the grant, and a brief description of the nature of the grant. Do not file this list with your return. Do not include these grants in line 15

NONE

Part V Private School Questionnaire (See page 7 of the instructions)

N/A

(To be completed ONLY by schools that checked the box on line 6 in Part IV)

		Yes	No
29	Does the organization have a racially nondiscriminatory policy toward students by statement in its charter, bylaws, other governing instrument, or in a resolution of its governing body?		
30	Does the organization include a statement of its racially nondiscriminatory policy toward students in all its brochures, catalogues, and other written communications with the public dealing with student admissions, programs, and scholarships?		
31	Has the organization publicized its racially nondiscriminatory policy through newspaper or broadcast media during the period of solicitation for students, or during the registration period if it has no solicitation program, in a way that makes the policy known to all parts of the general community it serves? If "Yes," please describe, if "No," please explain (If you need more space, attach a separate statement.)		
<hr/> <hr/> <hr/>			
32	Does the organization maintain the following		
a	Records indicating the racial composition of the student body, faculty, and administrative staff?	32a	
b	Records documenting that scholarships and other financial assistance are awarded on a racially nondiscriminatory basis?	32b	
c	Copies of all catalogues, brochures, announcements, and other written communications to the public dealing with student admissions, programs, and scholarships?	32c	
d	Copies of all material used by the organization or on its behalf to solicit contributions? If you answered "No" to any of the above, please explain (If you need more space, attach a separate statement)	32d	
<hr/> <hr/> <hr/>			
33	Does the organization discriminate by race in any way with respect to		
a	Students' rights or privileges?	33a	
b	Admissions policies?	33b	
c	Employment of faculty or administrative staff?	33c	
d	Scholarships or other financial assistance?	33d	
e	Educational policies?	33e	
f	Use of facilities?	33f	
g	Athletic programs?	33g	
h	Other extracurricular activities? If you answered "Yes" to any of the above, please explain (If you need more space, attach a separate statement.)	33h	
<hr/> <hr/> <hr/>			
34 a	Does the organization receive any financial aid or assistance from a governmental agency?	34a	
b	Has the organization's right to such aid ever been revoked or suspended? If you answered "Yes" to either 34a or b, please explain using an attached statement.	34b	
35	Does the organization certify that it has complied with the applicable requirements of sections 4 01 through 4 05 of Rev Proc 75-50, 1975 2 C B 587, covering racial nondiscrimination? If "No," attach an explanation	35	

Part VI-A Lobbying Expenditures by Electing Public Charities (See page 9 of the instructions) **N/A**
 (To be completed ONLY by an eligible organization that filed Form 5768)

Check **a** if the organization belongs to an affiliated group Check **b** if you checked "a" and "limited control" provisions apply

Limits on Lobbying Expenditures (The term "expenditures" means amounts paid or incurred)		(a) Affiliated group totals	(b) To be completed for ALL electing organizations												
		N/A													
36	Total lobbying expenditures to influence public opinion (grassroots lobbying)	36													
37	Total lobbying expenditures to influence a legislative body (direct lobbying)	37													
38	Total lobbying expenditures (add lines 36 and 37)	38													
39	Other exempt purpose expenditures	39													
40	Total exempt purpose expenditures (add lines 38 and 39)	40													
41	Lobbying nontaxable amount. Enter the amount from the following table -														
	<table style="width: 100%; border: none;"> <tr> <td style="width: 50%; border: none;">If the amount on line 40 is -</td> <td style="width: 50%; border: none;">The lobbying nontaxable amount is -</td> </tr> <tr> <td style="border: none;">Not over \$500,000</td> <td style="border: none;">20% of the amount on line 40</td> </tr> <tr> <td style="border: none;">Over \$500,000 but not over \$1,000,000</td> <td style="border: none;">\$100,000 plus 15% of the excess over \$500,000</td> </tr> <tr> <td style="border: none;">Over \$1,000,000 but not over \$1,500,000</td> <td style="border: none;">\$175,000 plus 10% of the excess over \$1,000,000</td> </tr> <tr> <td style="border: none;">Over \$1,500,000 but not over \$17,000,000</td> <td style="border: none;">\$225,000 plus 5% of the excess over \$1,500,000</td> </tr> <tr> <td style="border: none;">Over \$17,000,000</td> <td style="border: none;">\$1,000,000</td> </tr> </table>	If the amount on line 40 is -	The lobbying nontaxable amount is -	Not over \$500,000	20% of the amount on line 40	Over \$500,000 but not over \$1,000,000	\$100,000 plus 15% of the excess over \$500,000	Over \$1,000,000 but not over \$1,500,000	\$175,000 plus 10% of the excess over \$1,000,000	Over \$1,500,000 but not over \$17,000,000	\$225,000 plus 5% of the excess over \$1,500,000	Over \$17,000,000	\$1,000,000	41	
If the amount on line 40 is -	The lobbying nontaxable amount is -														
Not over \$500,000	20% of the amount on line 40														
Over \$500,000 but not over \$1,000,000	\$100,000 plus 15% of the excess over \$500,000														
Over \$1,000,000 but not over \$1,500,000	\$175,000 plus 10% of the excess over \$1,000,000														
Over \$1,500,000 but not over \$17,000,000	\$225,000 plus 5% of the excess over \$1,500,000														
Over \$17,000,000	\$1,000,000														
42	Grassroots nontaxable amount (enter 25% of line 41)	42													
43	Subtract line 42 from line 36. Enter -0- if line 42 is more than line 36	43													
44	Subtract line 41 from line 38. Enter -0- if line 41 is more than line 38	44													

Caution If there is an amount on either line 43 or line 44, you must file Form 4720

4-Year Averaging Period Under Section 501(h)

(Some organizations that made a section 501(h) election do not have to complete all of the five columns below. See the instructions for lines 45 through 50 on page 11 of the instructions.)

Calendar year (or fiscal year beginning in)	Lobbying Expenditures During 4-Year Averaging Period				N/A
	(a) 2001	(b) 2000	(c) 1999	(d) 1998	(e) Total
45	Lobbying nontaxable amount				0.
46	Lobbying ceiling amount (150% of line 45(e))				0.
47	Total lobbying expenditures				0.
48	Grassroots nontaxable amount				0.
49	Grassroots ceiling amount (150% of line 48(e))				0.
50	Grassroots lobbying expenditures				0.

Part VI-B Lobbying Activity by Nonelecting Public Charities (For reporting only by organizations that did not complete Part VI-A) (See page 12 of the instructions) **N/A**

During the year, did the organization attempt to influence national, state or local legislation, including any attempt to influence public opinion on a legislative matter or referendum, through the use of	Yes	No	Amount
a Volunteers			
b Paid staff or management (Include compensation in expenses reported on lines e through h)			
c Media advertisements			
d Mailings to members, legislators, or the public			
e Publications, or published or broadcast statements			
f Grants to other organizations for lobbying purposes			
g Direct contact with legislators, their staffs, government officials, or a legislative body			
h Rallies, demonstrations, seminars, conventions, speeches, lectures, or any other means			
i Total lobbying expenditures (Add lines c through h)			0.

If "Yes" to any of the above, also attach a statement giving a detailed description of the lobbying activities

PART III – STATEMENT OF PROGRAM SERVICE ACCOMPLISHMENTS

Conservation International Overview

Conservation International (CI) is a global, field-based environmental organization that works to protect biodiversity. Founded in 1987, CI is nonprofit, with nearly 1,000 professional staff in offices in more than 30 countries. It is headquartered in Washington, D.C.

Environmental health is the very foundation of opportunity for all people. Clean air, clean water, rich soils, healthy forests, and the myriad of species that they support, are essential for stable and healthy societies. CI's objective is to ensure that this foundation survives for future generations.

CI is an entrepreneurial, highly focused and results-driven organization. CI pursues a "hotspots" strategy with more than 60 percent of all the variety of terrestrial species found on less than 1.4 percent of the Earth's surface, CI concentrates on these high-priority places. CI works with local people and with partners from a wide range of fields and sectors to achieve lasting results.

CI also targets its efforts in other places where the most biodiversity can be protected. These include the remaining three major tropical wilderness areas—which are more than 75 percent intact -- as well as key marine ecosystems and globally important wetlands. CI combines pragmatic hands-on work in the field with some of the most advanced innovations in science, economics and policy.

In 16 years, CI has brought about the protection of millions of acres of biodiversity-rich lands worldwide, from Central and South America to Africa to Asia.

Field Programs

CI has field programs in more than 30 countries located in the hotspots, tropical wilderness areas and key marine ecosystems. Field programs work with communities and partners to establish biodiversity conservation corridors that are large enough to maintain ecological and evolutionary processes. In 2002, field program leadership was instrumental in the establishment in Cambodia of the million-acre Central Cardamoms Protected Forest, the largest protected area in Indochina. The new protected area joins two neighboring wildlife sanctuaries, preserving a total of 2.44 million acres of tropical forest. The CI-Brazil program came to the rescue of the critically endangered northern muriqui monkey by helping create a 2,365-acre private reserve on an Atlantic Forest ranch. The new reserve safeguards more than half of the Earth's remaining northern muriqui populations, which has been reduced to roughly 300 individuals. On the marine habitat front, CI-Mexico assisted the Mexican government to establish groundbreaking regulations that restrict bottom trawling by large shrimp vessels in marine protected areas. Field program staff includes economists, biologists, anthropologists, social scientists, and legal and policy experts, among others. More than 90 percent of CI's in-country staff are nationals of the countries where they work.

Field Support Division

CI's Field Support Division in Washington, D.C. provides technical services to our field programs around the world, including in resource economics, policy, protected area management, strategic planning, and conservation finance. CI's Healthy Communities Initiative and International Communications are also housed within this division. The Field Support Division is responsible for the technical quality of CI's programs and functions as a global learning center where the experiences of field staff are amassed and where any shortcomings can be assessed to assure greater success in the future. In 2002, Field Support successes included helping Ghana's cocoa farmers earn a better living and practice sustainable farming techniques. This was the result of a partnership among

Critical Ecosystem Partnership Fund

In 2002, the Japanese government joined the Critical Ecosystem Partnership Fund (CEPF), a joint initiative of _____

PART III – STATEMENT OF PROGRAM SERVICE ACCOMPLISHMENTS

which aims to invest at least _____ over five years in biodiversity hotspots. CEPF is an innovative financing mechanism that provides a new level of effectiveness for conservation investments, including funding groups working on local conservation efforts in the hotspots. It also combines the resources of the founding partners to eliminate duplication of effort and ensure a comprehensive and coordinated approach to conservation challenges. Highlights for the year included backing the Malagasy group, Association Fanamby, which gained local support for new protected areas in Madagascar's threatened Daraina region, the only home to the golden-crowned sifaka. In Indonesia's Sundaland hotspot, CEPF support helped the World Wildlife Fund mobilize 30 local groups to convince a major pulp and paper producer to stop logging in the rich Tesso Nilo forest. The CEPF works in close partnership with the Field Programs and the Field Support Division.

Center for Applied Biodiversity Science

The Center for Applied Biodiversity Science (CABS) was created in 1999 to strengthen the ability of CI and other institutions to identify and respond to emerging threats to the earth's biological diversity. CABS uses state-of-the-art technology to collect data, consult with experts around the world, and disseminate results, acting as an early warning system by identifying threats to biodiversity before it is too late to do anything about them. In addition, CABS provides scientists and decision-makers with useful tools for conducting research and for making science-based decisions about how to protect the earth's biodiversity hotspots and tropical wilderness areas. In 2002, CABS sponsored a landmark study that for the first time identified the most biologically diverse and threatened coral reef ecosystems, or coral reef hotspots. Extraordinarily diverse, the top 10 hotspots in the study account for a minute 0.017 percent of the Earth's oceans yet claim 34 percent of restricted-range coral reef species. Also in 2002, CABS launched the *Tropical Ecology, Assessment and Monitoring initiative* -- a 10-year project to create a network of tropical field stations, linking scientists in up to 50 locations across 12 tropical forest hotspots and wilderness areas.

Center for Environmental Leadership in Business

The Center for Environmental Leadership in Business (CELB) works in partnership with a wide range of companies and environmental organizations to promote business practices that reduce industry's environmental effects and contribute to conservation. These practices also benefit business by cutting the costs associated with environmental impact. The result is what the Center calls a "net benefit" for both the global environment and for business. In 2002, CELB entered into a ground-breaking partnership with McDonald's to integrate conservation into the purchasing operations of the world's largest food service retailer. To help fight global warming, CELB has designed initiatives to help mitigate industry's carbon dioxide emissions, and in 2002 the first such project got underway in partnership with Ecuador's Balsa Biological Reserve, helping to offset the emissions of Oregon power companies.

Global Conservation Fund

CI's Global Conservation Fund (GCF), launched in 2001 with a _____ from the _____, finances the creation of protected areas and the expansion of existing ones, as well as their long-term management, in the world's biodiversity hotspots, major tropical wilderness areas and coral reef hotspots. In 2002, GCF funded Guyana's first-ever "conservation concession," to preserve a 200,000-acre former logging concession in Guyana's southeastern rain forests. In another example of rescuing endangered biodiversity, GCF brought about the release of the last timber concession, covering 195,000 acres, in Bolivia's Pilon Lajas Biosphere Reserve.

Global Marine Conservation Program

CI launched a new Global Marine Conservation Program in 2002, recruiting world-renowned marine biologist and former CI Board member, Dr. Sylvia Earle to lead this effort. Work began in 2002 to organize a major conference, planned for summer 2003, bringing together partners and stakeholders to devise an action plan to address pressing global marine conservation issues.

PART III – STATEMENT OF PROGRAM SERVICE ACCOMPLISHMENTS

Communication and Education

Working with the field programs, CI's communications focuses on increasing awareness of the value of biodiversity and the need to conserve it by designing effective communication tools that build public support for conservation in the United States and the various countries where CI works. This department includes media, marketing, and publications professionals who engage in outreach activities aimed at the media, various stakeholder groups, and the general public. In 2002, the communications team acquired pro-bono support to create and launch a print and broadcast public service announcement campaign, featuring CI's board member Harrison Ford.

Financial Support and Fundraising

CI receives support from committed individuals and organizations and does not raise funds with mass mailings or other activities that expend large amounts of natural resources. With more than 83 percent of expenses going directly to conservation programs, CI has an "A" efficiency rating from the American Institute of Philanthropy (with 6 percent to development and 11 percent to finance and administration).

Application for Extension of Time To File an Exempt Organization Return

▶ File a separate application for each return

• If you are filing for an Automatic 3-Month Extension, complete only Part I and check this box ▶

• If you are filing for an Additional (not automatic) 3-Month Extension, complete only Part II (on page 2 of this form)

Note. Do not complete Part II unless you have already been granted an automatic 3-month extension on a previously filed Form 8868

Part I Automatic 3-Month Extension of Time - Only submit original (no copies needed)

Note. Form 990-T corporations requesting an automatic 6-month extension - check this box and complete Part I only ▶

All other corporations (including Form 990-C filers) must use Form 7004 to request an extension of time to file income tax returns. Partnerships, REMICs and trusts must use Form 8736 to request an extension of time to file Form 1065, 1066, or 1041

Type or print	Name of Exempt Organization	Employer identification number
	CONSERVATION INTERNATIONAL FOUNDATION	52-1497470
File by the due date for filing your return See instructions	Number, street, and room or suite no. If a P O box, see instructions	
	2501 M STREET, NW, NO. 600	
	City, town or post office, state, and ZIP code For a foreign address, see instructions	
	WASHINGTON, DC 20037	

Check type of return to be filed (file a separate application for each return)

- | | | |
|--|--|------------------------------------|
| <input checked="" type="checkbox"/> Form 990 | <input type="checkbox"/> Form 990-T (corporation) | <input type="checkbox"/> Form 4720 |
| <input type="checkbox"/> Form 990-BL | <input type="checkbox"/> Form 990-T (sec 401(a) or 408(a) trust) | <input type="checkbox"/> Form 5227 |
| <input type="checkbox"/> Form 990-EZ | <input type="checkbox"/> Form 990-T (trust other than above) | <input type="checkbox"/> Form 6069 |
| <input type="checkbox"/> Form 990-PF | <input type="checkbox"/> Form 1041-A | <input type="checkbox"/> Form 8870 |

• If the organization does not have an office or place of business in the United States, check this box ▶

• If this is for a Group Return, enter the organization's four digit Group Exemption Number (GEN) _____ If this is for the whole group, check this box ▶ If it is for part of the group, check this box ▶ and attach a list with the names and EINs of all members the extension will cover

1 I request an automatic 3-month (6-month, for 990-T corporation) extension of time until FEBRUARY 18, 2003 to file the exempt organization return for the organization named above The extension is for the organization's return for
▶ calendar year _____ or
▶ tax year beginning JUL 1, 2001, and ending JUN 30, 2002

2 If this tax year is for less than 12 months, check reason Initial return Final return Change in accounting period

3a If this application is for Form 990-BL, 990-PF, 990 T, 4720, or 6069, enter the tentative tax, less any nonrefundable credits See instructions \$ _____

b If this application is for Form 990-PF or 990-T, enter any refundable credits and estimated tax payments made Include any prior year overpayment allowed as a credit \$ _____

c Balance Due Subtract line 3b from line 3a Include your payment with this form, or, if required, deposit with FTD coupon or, if required, by using EFTPS (Electronic Federal Tax Payment System) See instructions \$ N/A

Signature and Verification

Under penalties of perjury, I declare that I have examined this form, including accompanying schedules and statements, and to the best of my knowledge and belief, it is true, correct, and complete, and that I am authorized to prepare this form

Signature ▶ [Signature] Title ▶ CPA Date ▶ 11/1/02
LHA For Paperwork Reduction Act Notice, see instruction Form 8868 (12-2000)

• If you are filing for an **Additional (not automatic) 3-Month Extension**, complete only **Part II** and check this box **X**

Note: Only complete Part II if you have already been granted an automatic 3-month extension on a previously filed Form 8868.

• If you are filing for an **Automatic 3-Month Extension**, complete only **Part I** (on page 1)

Part II Additional (not automatic) 3-Month Extension of Time - Must file Original and One Copy.		
Type or print. File by the extended due date for filing the return. See instructions.	Name of Exempt Organization CONSERVATION INTERNATIONAL FOUNDATION	Employer identification number 52-1497470
	Number, street, and room or suite no. If a P O box, see instructions 1919 M STREET, N.W., NO. 600	For IRS use only
	City, town or post office, state, and ZIP code. For a foreign address, see instructions WASHINGTON, DC 20036	

Check type of return to be filed (File a separate application for each return)

<input checked="" type="checkbox"/> Form 990	<input type="checkbox"/> Form 990-EZ	<input type="checkbox"/> Form 990-T (sec 401(a) or 408(a) trust)	<input type="checkbox"/> Form 1041-A	<input type="checkbox"/> Form 5227	<input type="checkbox"/> Form 8870
<input type="checkbox"/> Form 990-BL	<input type="checkbox"/> Form 990-PF	<input type="checkbox"/> Form 990-T (trust other than above)	<input type="checkbox"/> Form 4720	<input type="checkbox"/> Form 6069	

STOP: Do not complete Part II if you were not already granted an automatic 3-month extension on a previously filed Form 8868.

• If the organization does not have an office or place of business in the United States, check this box

• If this is for a **Group Return**, enter the organization's four digit Group Exemption Number (GEN) _____ If this is for the **whole group**, check this box If it is for **part of the group**, check this box and attach a list with the names and EINs of all members the extension is for

4 I request an additional 3-month extension of time until MAY 15, 2003

5 For calendar year _____, or other tax year beginning JUL 1, 2001 and ending JUN 30, 2002

6 If this tax year is for less than 12 months, check reason Initial return Final return Change in accounting period

7 State in detail why you need the extension
ADDITIONAL TIME IS NEEDED FOR PREPARING A COMPLETE AND ACCURATE RETURN

8a If this application is for Form 990 BL, 990-PF, 990-T, 4720, or 6069, enter the tentative tax, less any nonrefundable credits See instructions \$ _____

b If this application is for Form 990-PF, 990-T, 4720, or 6069, enter any refundable credits and estimated tax payments made Include any prior year overpayment allowed as a credit and any amount paid previously with Form 8868 \$ _____

c **Balance Due** Subtract line 8b from line 8a Include your payment with this form, or, if required, deposit with FTD coupon or, if required, by using EFTPS (Electronic Federal Tax Payment System) See instructions \$ **N/A**

Signature and Verification

Under penalties of perjury, I declare that I have examined this form, including accompanying schedules and statements, and to the best of my knowledge and belief, it is true, correct, and complete, and that I am authorized to prepare this form

Signature  Title CPA Date 2/7/03

Notice to Applicant - To Be Completed by the IRS

We have approved this application Please attach this form to the organization's return

We have not approved this application However, we have granted a 10-day grace period from the later of the date shown below or the due date of the organization's return (including any prior extensions) This grace period is considered to be a valid extension of time for elections otherwise required to be made on a timely return Please attach this form to the organization's return

We have not approved this application After considering the reasons stated in item 7, we cannot grant your request for an extension of time to file We are not granting the 10-day grace period

We cannot consider this application because it was filed after the due date of the return for which an extension was requested

Other _____

Director _____ By _____ Date _____

Alternate Mailing Address - Enter the address if you want the copy of this application for an additional 3-month extension returned to an address different than the one entered above

Type or print 123832 07 16-01	Name GELMAN, ROSENBERG & FREEDMAN
	Number and street (include suite, room, or apt no) Or a P O box number 4550 MONTGOMERY AVE., SUITE 650 NORTH
	City or town, province or state, and country (including postal or ZIP code) BETHESDA, MARYLAND 20814-2930

Asset No	Description	Date Acquired	Method	Life	Line No	Unadjusted Cost Or Basis	Bus % Excl	Reduction In Basis - ITC, 179, Salvage	Basis For Depreciation	Accumulated Depreciation	Current Sec 179	Amount Of Depreciation
1	FURNITURE & EQUIPMENT	VARIESSL		5.00	16	4398500.			4398500.	1646721.		773,531.
2	LEASEHOLD IMPROVEMENTS	VARIESSL		5.00	16	444,666.			444,666.	10,806.		44,074.
3	LAND	L				1746485.			1746485.			0.
4	FIELD OFFICES - FURNITURE AND EQUIPMENT	VARIESSL		5.00	16	514,100.			514,100.			114,523.
	* TOTAL 990 PAGE 2 DEPR					7103751.		0.	7103751.	1657527.	0.	932,128.

FORM 990 GAIN (LOSS) FROM PUBLICLY TRADED SECURITIES STATEMENT 1

DESCRIPTION	GROSS SALES PRICE	COST OR OTHER BASIS	EXPENSE OF SALE	NET GAIN OR (LOSS)
SALES OF MARKETABLE SECURITIES	6,646,000.	6,557,823.	0.	88,177.
TO FORM 990, PART I, LINE 8	6,646,000.	6,557,823.	0.	88,177.

FORM 990 OTHER CHANGES IN NET ASSETS OR FUND BALANCES STATEMENT 2

DESCRIPTION	AMOUNT
UNREALIZED LOSSES ON INVESTMENTS	<587,297.>
TRANSFER TO LOCAL NGO IN GUATEMALA	<243,344.>
TOTAL TO FORM 990, PART I, LINE 20	<830,641.>

FORM 990 OTHER EXPENSES STATEMENT 3

DESCRIPTION	(A) TOTAL	(B) PROGRAM SERVICES	(C) MANAGEMENT AND GENERAL	(D) FUNDRAISING
PROFESSIONAL SERVICES	6,504,217.	5,858,141.	445,578.	200,498.
GRANTS ADMIN COSTS	4,722.		1,000.	3,722.
MISCELLANEOUS	1,022,337.	787,221.	38,409.	196,707.
RECRUITMENT AND TRAINING	379,749.	235,068.	125,865.	18,816.
PROJECT FURNITURE AND EQUIPMENT	1,584,655.	1,547,443.	35,004.	2,208.
LESS: IN-KIND CONTRIBUTIONS	<270,944.>	<137,596.>	<121,636.>	<11,712.>
TOTAL TO FM 990, LN 43	9,224,736.	8,290,277.	524,220.	410,239.

FORM 990 CASH GRANTS AND ALLOCATIONS STATEMENT 4

CLASSIFICATION	DONEE'S NAME	DONEE'S ADDRESS	DONEE'S RELATIONSHIP	AMOUNT
	SEE ATTACHED		NONE	11081527.
TOTAL INCLUDED ON FORM 990, PART II, LINE 22				11081527.

FORM 990 OTHER PROGRAM SERVICES STATEMENT 5

DESCRIPTION	GRANTS AND ALLOCATIONS	EXPENSES
COMMUNICATION AND EDUCATION - SEE ATTACHED		2,997,037.
TOTAL TO FORM 990, PART III, LINE E		2,997,037.

FORM 990 OTHER NOTES AND LOANS RECEIVABLE STATEMENT 6

DESCRIPTION	DOUBTFUL ACCT ALLOWANCE	BALANCE DUE
FONDO GENERAL DE CONTRAVALOR PERU-CANADA	0.	5,366.
INTER-AMERICAN DEVELOPMENT BANK	0.	98,000.
INTERNATIONAL FINANCE CORP.	0.	500,000.
TOTALS INCLUDED ON FORM 990, PART IV, LINE 51	0.	603,366.

FORM 990 NON-GOVERNMENT SECURITIES STATEMENT 7

SECURITY DESCRIPTION	CORPORATE STOCKS	CORPORATE BONDS	OTHER PUBLICLY TRADED SECURITIES	OTHER SECURITIES	TOTAL NON-GOV'T SECURITIES
MARKETABLE SECURITIES			4,098,743.		4,098,743.
MUTUAL FUNDS			1,617,066.		1,617,066.
MONEY MKT FUNDS AND REPURCHASE AGREEMENTS			4,293,181.		4,293,181.
TO 990, LN 54 COL B			10008990.		10,008,990.

FORM 990 GOVERNMENT SECURITIES STATEMENT 8

DESCRIPTION	U.S. GOVERNMENT	STATE AND LOCAL GOV'T	TOTAL GOV'T SECURITIES
U.S. GOVT SECURITIES AND MUTUAL FUNDS	2,650,871.		2,650,871.
TOTAL TO FORM 990, LINE 54, COL B	2,650,871.		2,650,871.

FORM 990 DEPRECIATION OF ASSETS NOT HELD FOR INVESTMENT STATEMENT 9

DESCRIPTION	COST OR OTHER BASIS	ACCUMULATED DEPRECIATION	BOOK VALUE
FURNITURE & EQUIPMENT	4,398,500.	2,420,252.	1,978,248.
LEASEHOLD IMPROVEMENTS	444,666.	54,880.	389,786.
LAND	1,746,485.	0.	1,746,485.
FIELD OFFICES - FURNITURE AND EQUIPMENT	514,100.	114,523.	399,577.
TOTAL TO FORM 990, PART IV, LN 57	7,103,751.	2,589,655.	4,514,096.

FORM 990 MORTGAGES PAYABLE STATEMENT 10

DESCRIPTION	BALANCE DUE
LOCAL BANK IN SURINAME	435,076.
TOTAL INCLUDED ON FORM 990, PART IV, LINE 64B, COLUMN B	435,076.

FORM 990 OTHER NOTES AND LOANS PAYABLE STATEMENT 11

LENDER'S NAME TERMS OF REPAYMENT
 INTER-AMERICAN BIENNIAL BEGINNING 3/2007
 DEVELOPMENT BANK

DATE OF NOTE	MATURITY DATE	ORIGINAL LOAN AMOUNT	INTEREST RATE
09/03/96	09/03/26	0.	1.00%

SECURITY PROVIDED BY BORROWER PURPOSE OF LOAN
 NONE SUPPORT OF INTERNATIONAL PROGRAMS

RELATIONSHIP OF LENDER

NONE

DESCRIPTION OF CONSIDERATION	FMV OF CONSIDERATION	BALANCE DUE
NONE	0.	266,000.

LENDER'S NAME TERMS OF REPAYMENT
 INTERNATIONAL FINANCE ANNUAL PRINCIPAL/INT BEG
 CORPORATION IN 3RD YR

DATE OF NOTE	MATURITY DATE	ORIGINAL LOAN AMOUNT	INTEREST RATE
09/21/98	09/21/08	0.	2.50%

SECURITY PROVIDED BY BORROWER PURPOSE OF LOAN
 NONE PROVIDE LOANS TO NATIVE COMPANIES IN COUNTRIES WHERE THE ORG. OPERATES

RELATIONSHIP OF LENDER

NONE

DESCRIPTION OF CONSIDERATION	FMV OF CONSIDERATION	BALANCE DUE
NONE	0.	848,000.

<u>LENDER'S NAME</u>	<u>TERMS OF REPAYMENT</u>
FONDO GENERAL CONTRAVALOR PERU-CANADA	INT. SEMI-MONTHLY

<u>DATE OF NOTE</u>	<u>MATURITY DATE</u>	<u>ORIGINAL LOAN AMOUNT</u>	<u>INTEREST RATE</u>
09/10/98	09/30/01	0.	9.00%

<u>SECURITY PROVIDED BY BORROWER</u>	<u>PURPOSE OF LOAN</u>
NONE	PROJECT FUNDING

RELATIONSHIP OF LENDER

NONE

<u>DESCRIPTION OF CONSIDERATION</u>	<u>FMV OF CONSIDERATION</u>	<u>BALANCE DUE</u>
NONE	0.	0.

<u>TOTAL INCLUDED ON FORM 990, PART IV, LINE 64, COLUMN B</u>	<u>1,114,000.</u>
---	-------------------

FORM 990 . PART V - LIST OF OFFICERS, DIRECTORS, TRUSTEES AND KEY EMPLOYEES STATEMENT 12

NAME AND ADDRESS	TITLE AND AVRG HRS/WK	COMPEN- SATION	EMPLOYEE BEN PLAN CONTRIB	EXPENSE ACCOUNT
PETER SELIGMANN ALL OFFICERS MAY BE REACHED C/O THE ORGANIZATION	CHAIRMAN AND CEO 40+	285,000.	10,575.	0.
RUSSELL MITTERMEIER	PRESIDENT 40+	282,936.	10,047.	0.
GUSTAVO A.B. FONSECA	SR. VICE PRES. & EXEC.DIR 40+	180,000.	7,050.	0.
KIRK L. TALBOTT	VICE PRESIDENT 40+	175,505.	5,274.	0.
GLENN T. PRICKETT	SENIOR V.P./EXEC. DIR 40+	170,000.	7,050.	0.
KAREN ZIFFER	SR. VICE PRESIDENT 40+	165,000.	6,580.	0.
TOD S. HEISLER	SR. VICE PRESIDENT 40+	165,000.	7,050.	0.
CLAUDE GASCON	SR. VICE PRESIDENT 40+	160,000.	6,580.	0.
JORGEN THOMSEN	SENIOR V.P./EXEC. DIR 40+	160,000.	6,580.	0.
ROBERT D. MURPHY	VICE PRESIDENT 40+	146,016.	6,863.	0.

CONSERVATION INTERNATIONAL FOUNDATION

52-1497470

ANN H. NICHOLS	VICE PRESIDENT 40+	129,688.	6,095.	0.
JAMES D. NATIONS	VICE PRESIDENT 40+	124,800.	5,866.	0.
HAROLDO F. CASTRO	VICE PRESIDENT 40+	120,175.	5,648.	0.
ALEJANDRO ROBLES	VICE PRESIDENT 40+	117,683.	5,081.	0.
ROBERTO L. ROCA	VICE PRESIDENT 40+	116,600.	0.	0.
SILVIO OLIVIERI	VICE PRESIDENT 40+	114,400.	5,377.	0.
MARIANNE GUERIN MCMANUS	VICE PRESIDENT 40+	111,987.	5,263.	0.
KRAIG M. BUTRUM	VICE PRESIDENT 40+	109,200.	5,132.	0.
RODERIC B. MAST	VICE PRESIDENT 40+	104,000.	4,888.	0.
NANCIE A. THOMAS	SR. VICE PRESIDENT 40+	89,210.	4,480.	0.
OLIVIER LANGRAND	VICE PRESIDENT 40+	144,747.	0.	0.
SUSIE ELLIS	VICE PRESIDENT 40+	82,289.	2,024.	0.
ROBERTO CAVALCANTI	VICE PRESIDENT 40+	80,000.	0.	0.

CONSERVATION INTERNATIONAL FOUNDATION

52-1497470

GORDON E. MOORE SANTA CLARA, CA	EXEC COMMITTEE CHAIR 2-5	0.	0.	0.
MEREDITH AULD BROKAW NEW YORK, NY	VICE CHAIR 2-5	0.	0.	0.
LEWIS W. COLEMAN SAN FRANCISCO, CA	VICE CHAIR 2-5	0.	0.	0.
HARRISON FORD NEW YORK, NY	VICE CHAIR 2-5	0.	0.	0.
STORY CLARK RESOR WILSON, WY	VICE CHAIR 2-5	0.	0.	0.
HENRY H. ARNHOLD NEW YORK, NY	BOARD MEMBER 2-5	0.	0.	0.
MICHEL BATISSE PARIS, FRANCE	BOARD MEMBER 2-5	0.	0.	0.
HARRY BRITTENHAM LOS ANGELES, CA	BOARD MEMBER 2-5	0.	0.	0.
THE LORD BROWNE OF MADINGLEY LONDON, GREAT BRITAIN	BOARD MEMBER 2-5	0.	0.	0.
LOUIS W. CABOT BOSTON, MA	BOARD MEMBER 2-5	0.	0.	0.
BARRY DILLER NEW YORK, NY	BOARD MEMBER 2-5	0.	0.	0.
MARK L. FELDMAN LOS ANGELES, CA	BOARD MEMBER 2-5	0.	0.	0.
ROBERT J. FISHER SAN FRANCISCO, CA	BOARD MEMBER 2-5	0.	0.	0.

CONSERVATION INTERNATIONAL FOUNDATION

52-1497470

ANN FRIEDMAN BETHESDA, MD	BOARD MEMBER 2-5	0.	0.	0.
MICHAEL H. GLAWE BURR RIDGE, IL	BOARD MEMBER 2-5	0.	0.	0.
JUDSON GREEN CHICAGO, IL	BOARD MEMBER 2-5	0.	0.	0.
CHARLES J. HEDLUND VILLAGE OF GOLF, FL	BOARD MEMBER 2-5	0.	0.	0.
H. FISK JOHNSON RACINE, WI	BOARD MEMBER 2-5	0.	0.	0.
WILLIAM H. KENT DALLAS, PA	BOARD MEMBER 2-5	0.	0.	0.
S.K.I. KHAMA GABARONE, BOTSWANA	BOARD MEMBER 2-5	0.	0.	0.
JOEL KORN RIO DE JANEIRO, BRAZIL	BOARD MEMBER 2-5	0.	0.	0.
OSCAR M. LOPEZ MANILA, PHILLIPINES	BOARD MEMBER 2-5	0.	0.	0.
JOHN E. MCCAWE, JR. SEATTLE, WA	BOARD MEMBER 2-5	0.	0.	0.
NICHOLAS J. PRITZKER CHICAGO, IL	BOARD MEMBER 2-5	0.	0.	0.
STEWART A. RESNICK LOS ANGELES, CA	BOARD MEMBER 2-5	0.	0.	0.
ALFONSO ROMO GARZA MONTERREY, N.L., MEXICO	BOARD MEMBER 2-5	0.	0.	0.

CONSERVATION INTERNATIONAL FOUNDATION

52-1497470

KENNETH F. SIEBEL LARKSPUR, CA	BOARD MEMBER 2-5	0.	0.	0.
ORIN SMITH SEATTLE, WA	BOARD MEMBER 2-5	0.	0.	0.
RAY THURSTON SCOTTSDALE, AZ	BOARD MEMBER 2-5	0.	0.	0.
EDWARD O. WILSON CAMBRIDGE, MA	BOARD MEMBER 2-5	0.	0.	0.
LORENZO H. ZAMBRANO MONTERREY, N.L., MEXICO	BOARD MEMBER 2-5	0.	0.	0.
TAMSEN ANN ZIFF NEW YORK, NY	BOARD MEMBER 2-5	0.	0.	0.
TOTALS INCLUDED ON FORM 990, PART V		<u>3,334,236.</u>	<u>123,503.</u>	<u>0.</u>

SCHEDULE A EXPLANATION OF QUALIFICATIONS TO RECEIVE PAYMENTS STATEMENT 13
PART III, LINE 3

CONSERVATION INTERNATIONAL MAKES GRANTS TO INDIVIDUALS AND ORGANIZATIONS WHO POSSESS EXPERTISE IN FIELDS WHICH COMPLEMENT THE ORGANIZATION'S CONSERVATION WORK.

SCHEDULE A	OTHER INCOME			STATEMENT 14
DESCRIPTION	2000 AMOUNT	1999 AMOUNT	1998 AMOUNT	1997 AMOUNT
OTHER REV AND REIMB	964,190.	128,474.	188,772.	267,017.
TOTAL TO SCHEDULE A, LINE 22	<u>964,190.</u>	<u>128,474.</u>	<u>188,772.</u>	<u>267,017.</u>

PART II, LINE 22 - GRANTEES

Program	Name of Grantee	Address	Amount	Other relationship Besides grant
CABS	ACADEMY OF NATURAL SCIENCES OF PHILADELPHIA	Philadelphia, PA	4 215 08	None
CABS	ALSA	Cabralias Bahia	62 110 46	None
CABS	AUSTRALIAN INSTITUTE OF MARINE SCIENCE	Townsville Australia	53 800 00	None
CABS	BIODIVERSITY FOUNDATION	Douglas Isle of Mann	15 000 00	None
CABS	BRITALDO SILVEIRA SOARES FILHO	Belo Horizonte Brazil	30 000 00	None
CABS	BUSHMEAT CRISIS TASK FORCE	Silver Spring MD	3 944 28	None
CABS	BWG/CCICED	Bei Jing, China	100 000 00	None
CABS	CAMTRAK SOUTH INC (WHO IS THE GRANTEE)	Watkinsville GA	18 080 00	None
CABS	CHANNING ALAN	Bellville South Africa	2 000 00	None
CABS	CI UK	Histon UK	44 325 00	None
CABS	CITY UNIVERSITY OF NEW YORK	New York NY	22 500 00	None
CABS	COLORADO STATE UNIVERSITY	Fort Collins CO	50 000 00	None
CABS	CONABIO	Mexico D F Mexico	20 000 00	None
CABS	CONSERVATION BREEDING SPECIALIST GROUP	Apple Valley MN	5 000 00	None
CABS	CONSERVATION STRATEGY FUND	Philo CA	50 000 00	None
CABS	CORNELL UNIVERSITY	Ithaca, NY	50 000 00	None
CABS	ESTHERINE FOTABONG LISINGE	Yaounde Cameroon	12 000 00	None
CABS	FORD MOTOR COMPANY	South Africa	15 574 86	None
CABS	FRIENDS OF THE NATIONAL ZOO	Washington, DC	2 500 00	None
CABS	FUNDACAO BIODIVERSITAS	Belo Horizonte Brazil	8 975 00	None
CABS	FUNDACION AMIGOS DEL MUSEO DE HIST NAT NKM	Santa Cruz, Bolivia	62 672 00	None
CABS	IMPERIAL COLLEGE	London England	24 955 00	None
CABS	IPAM	Belem Brazil	53 223 00	None
CABS	IUCN EARO	Nairobi Kenya	14 154 00	None
CABS	KADOORIE FARM & BOTANIC GARDEN	Hong Kong China	10 000 00	None
CABS	KUZMIN DR SERGIUS L	Russia	5 000 00	None
CABS	MUSEO DE HISTORIA NATURAL NKM	Santa Cruz, Bolivia	30 940 00	None
CABS	NATURAL HISTORY MUSEUM	London England	80 000 00	None
CABS	PALACIOS ERWIN	Bogota Colombia	1 000 00	None
CABS	PUERTO RASTROJO FOUNDATION	Bogota, Colombia	5 000 00	None
CABS	SBS SICHUAN PROJECT	Chengdu Sichuan, China	12 000 00	None
CABS	SICHUAN BOTANICAL SOCIETY	Chengdu Sichuan, China	5 000 00	None
CABS	SOCIETY FOR CONSERVATION BIOLOGY	Gainsville FL	90 000 00	None
CABS	STRUM SHIRLEY C	Encinitas CA	829 00	None
CABS	STUDENT CONFERENCE	Cambridge England	10 000 00	None
CABS	TORTOISE RESERVE INC	White Lake NC	15 000 00	None
CABS	UNIVERSIDAD AUTONAMA DE SANTO DOMINGO	Republic	5 000 00	None
CABS	UNIVERSITY OF CAMBRIDGE	Cambridge England	6 000 00	None
CABS	UNIVERSITY OF COPENHAGEN	Copenhagen Denmark	26 500 00	None
CABS	UNIVERSITY OF GEORGIA	Athens GA	3 900 00	None
CABS	UNIVERSITY OF MD OFFICE OF RESEARCH & ADMIN	College Park MD	32 615 00	None
CABS	UNIVERSITY OF NEW ORLEANS	New Orleans LA	3 000 00	None
CABS	UNIVERSITY OF VIRGINIA	Charlottesville VA	3 500 00	None
CABS	UNIVERSITY OF YORK	York England	42 000 00	None
CABS	VERTEBRATES DEPT SOUTH AUSTRALIAN MUSEUM	Adelaide S A Australia	(5 000 00)	None
CABS	WILDLIFE CONSERVATION SOCIETY	Bronx NY	46 420 00	None
CABS	WILDLIFE INFORMATION LIASION SOCIETY	Tamil Nadu, India	22 488 26	None
CABS	ZOOLOGY DEPARTMENT UNIV OF THE WESTERN CAPE	Bellville South Africa	(2 000 00)	None
CELB	CERES	Boston, MA	10 000 00	None
CELB	FOREST TRENDS	Washington DC	15 000 00	None
CELB	JATUN SACHA FOUNDATION	Quito Ecuador	24 150 00	None
CELB	NET IMPACT	San Francisco CA	10 000 00	None
CELB	THE PRINCE OF WALES INTL BUSINESS LEADER	London England	50 000 00	None
CELB	WORLD RESOURCES INSTITUTE	Washington, DC	200 000 00	None
CELB	YAYASAN CIPTA LESTARI INDONESIA	Jakarta Indonesia	94 000 00	None
Field Programs	ACOANA	Caracas Venezuela	13 088 74	None
Field Programs	ACPC	Lima, Peru	23 378 55	None
Field Programs	AISA/CRC FOUNDATION	Front Royal VA	15 000 00	None
Field Programs	ALLWETTERZOO MUNSTER	Munster Germany	19 000 00	None
Field Programs	AMAZON CONSERVATION ASSOCIATION	Washington DC	18 500 00	None
Field Programs	ANAH TEREZA DE ALMEIDA	Estado de Goias Brazil	14 081 63	None
Field Programs	ARCADIA UNIVERSITY	Glenside PA	101 365 15	None
Field Programs	ASSO AMAZONICA PRES AREAS ALTAS BIODIVERSIDADE	Manaus - AM	17 442 61	None
Field Programs	ASSOC PARA CONSERVACAO DOS CARNIVOROS	Sao Paulo SP	25212 86	None
Field Programs	ASSOC SUPER ECO DE INTEGRACAO AMBIENTAL	Sao Paulo SP	24 843 21	None
Field Programs	ASSOCIACAO FLORESTA PROTEGIDA	Belem Brazil	39 325 38	None
Field Programs	ASSOCIACAO LEVANTAMENTO FLORESTAL AMAZONA	Manaus AM	52 520 00	None
Field Programs	ASSOCIACAO PRO ESTACAO BIOLOGICA CARATINGA	Brasilia, Brazil	22 909 39	None

PART II LINE 22 - GRANTEES

Program	Name of Grantee	Address	Amount	Other relationship Besides grant
Field Programs	ASSOCIATION FANAMBY	Antananarivo Madagascar	182 215 00	None
Field Programs	BATURA RESTAURACION AMBIENTAL	Zipaquira	30 262 74	None
Field Programs	BGVS	Paramaribo Suriname	80 069 23	None
Field Programs	BONOBO CONSERVATION INITIATIVES	Washington, DC	24 650 00	None
Field Programs	BOONRATANA RAMESH	Chiang Mai Thailand	3 016 52	None
Field Programs	BUDONGO FOREST PROJECT	Oxford England	3 000 00	None
Field Programs	C J BROOKS	Botswana	15 264 72	None
Field Programs	CDI FOUNDATION	PNG	11 011 18	None
Field Programs	CEDIA	Callao	50 732 70	None
Field Programs	CENTRO DE PRIMATOLOGIA ARAGUATOS	Bogota, Colombia	3 000 00	None
Field Programs	CENTRO KAYAPO DE ESTUDOS ECOLOGICOS	Kayapo Brazil	17 432 42	None
Field Programs	CHICAGO ZOOLOGICAL SOCIETY	Brookfield IL	3 000 00	None
Field Programs	COMITE DEPARTAMENTAL DE CAFETEROS SANTANDER	Santander	18 252 14	None
Field Programs	COMMUNITY GRANTS PNG	PNG	1 729 83	None
Field Programs	COMMUNITY CONSERVATION INC	Gays Mills WI	4 000 00	None
Field Programs	COMMUNITY GRANTS BOLIVIA	Bolivia	500 90	None
Field Programs	COMMUNITY GRANTS BRAZIL	Brazil	62 576 76	None
Field Programs	COMMUNITY GRANTS COSTA RICA/PANAMA	San Jose/Panama	18 581 22	None
Field Programs	COMMUNITY GRANTS COLOMBIA	Colombia	17 074 42	None
Field Programs	COMMUNITY GRANTS GUATEMALA	Flores Peten	24 856 03	None
Field Programs	COMMUNITY GRANTS GUAYMAS	Guaymas Mexico	52 828 41	None
Field Programs	COMMUNITY GRANTS MEXICO	Mexico City Mexico	804 60	None
Field Programs	COMMUNITY GRANTS TUXTLA	Tuxtla, Mexico	12 946 95	None
Field Programs	COMMUNITY GRANTS BOTSWANA	Botswana	6 715 04	None
Field Programs	COMMUNITY GRANTS INDONESIA	Indonesia	1 626 00	None
Field Programs	COMMUNITY GRANTS INDONESIA	Indonesia	14 728 00	None
Field Programs	COMMUNITY GRANTS MADAGASCAR	Madagascar	9 081 29	None
Field Programs	COMMUNITY GRANTS PHILIPPINES	Philippines	1 022 83	None
Field Programs	COMMUNITY GRANTS SAMOA	Samoa	41 259 13	None
Field Programs	COMMUNITY GRANTS SOUTH AFRICA	South Africa	73 581 67	None
Field Programs	COMMUNITY GRANTS ECUADOR	Ecuador	10 319 00	None
Field Programs	CUMUNA RIO SANTIAGO	Esmeraldas	10 681 00	None
Field Programs	CONAP	Flores Laguna del Tigre	22 402 21	None
Field Programs	CONSERVATION BREEDING SPECIALIST GROUP	Apple Valley MN	5 000 00	None
Field Programs	DIBRU SALIKHOWA WILDLIFE CONSERVATION SOCIETY	Assam India	3 500 00	None
Field Programs	DUKE UNIVERSITY PRIMATE CENTER	Durham NC	4 771 00	None
Field Programs	ECOFAC	Libreville Gabon	516 120 00	None
Field Programs	ECOMAYA	Peten Guatemala	16 328 00	None
Field Programs	ECS JATUN SACHA	Quito Ecuador	17 143 00	None
Field Programs	EDDY MENDOZA	Lima, Peru	5 000 00	None
Field Programs	EMPRESA MADERERA BERNA SUCESORES	Pilonlajas, Bolivia	170 000 00	None
Field Programs	ENDANGERED PRIMATE RESCUE CENTER	Cuc Phuong National Park Vietnam	1 000 00	None
Field Programs	ENVIRONMENTAL BAMBOO FOUNDATION	Bali Indonesia	6 000 00	None
Field Programs	FAUNA AND FLORA INTERNATIONAL	Cambridge England	31 000 00	None
Field Programs	FFI INDOCHINA	Hanoi Vietnam	2 000 00	None
Field Programs	FONDO MEXICANO PARA LA CONSERVACION	Tuxtla, Mexico	12 264 25	None
Field Programs	FONDOS CUSCATLAN	San Jose Costa Rica	13 907 62	None
Field Programs	FORDHAM UNIVERSITY	Bronx NY	3 000 00	None
Field Programs	FOREST WATCH INDONESIA	Papua, Indonesia	43 000 00	None
Field Programs	FUNDACAO BIODIVERSITAS	Belo Horizonte Brazil	5 600 00	None
Field Programs	FUNDACAO BIODIVERSITAS	Minas Gerais	68 183 68	None
Field Programs	FUNDACAO BRASILEIRA PARA A CONSERVACAO DA NATUREZA	Rio de Janeiro	10 204 08	None
Field Programs	FUNDACAO ECOLOGICA DE MINEIROS	Mineiros Goias	222 876 73	None
Field Programs	FUNDACAO SOS MATA ATLANTICA	Sao Paulo Brazil	15 306 12	None
Field Programs	FUNDACION MEX PARA LAD EDU AMBIENTAL A C	Mexico DF Mexico	6 500 00	None
Field Programs	FUNDACION MEXICANA PARA LA PLANEACION FAMILIAR	Tuxtla, Mexico	26 762 37	None
Field Programs	FUNDACION NATURA	Quito Ecuador	30 000 00	None
Field Programs	FUNDACION OMACHA	Bogota, Colombia	54 739 09	None
Field Programs	FUNDACION PERUANA PARA LA CONSERVACION	Lima, Peru	17 546 00	None
Field Programs	FUNDACION ZOOLOGICA DE BARRANQUILLA	Barranquilla, Colombia	3 000 00	None
Field Programs	FUNDICCEP	San Jose Costa Rica	36 943 18	None
Field Programs	GUYANA FORESTRY COMMISSION	Georgetown, Guyana	20 000 00	None
Field Programs	HEARN GAIL	Glenside PA		None
Field Programs	IESB Instituto Estudos Socioambientais	Ilheus, Bahia	248 084 31	None
Field Programs	INST TECNOLÓGICO DE MONTERREY	Guaymas Mexico	15 195 59	None
Field Programs	INSTITUTE OF HUMAN ECOLOGY CHINA	Beijing China	10 110 00	None
Field Programs	INSTITUTO BALEIA JUBARTE	Carabelas	13 918 37	None
Field Programs	INSTITUTO CENTRO DE VIDA	Cuaba, MT	24 693 88	None
Field Programs	INSTITUTO DE PESQUISAS DA MATA ATLANTICA	Santa Teresa ES	14 285 71	None

PART II, LINE 22 - GRANTEES

Program	Name of Grantee	Address	Amount	Other relationship Besides grant
Field Programs	INTERNATIONAL FUND FOR CHINA S ENVIRONMENT	Fairfax VA	2 500 00	None
Field Programs	INTERNATIONAL CENTER FOR GIBBON STUDIES	Santa Clarita, CA	1 803 00	None
Field Programs	INTERNATIONAL PRIMATOLOGICAL SOCIETY	Athens GA	4 660 00	None
Field Programs	IUCN	Gland, Switzerland	4 000 00	None
Field Programs	IWOKRAMA	Georgetown, Guyana	60 000 00	None
Field Programs	KIRSTENBOSHI NBI	Cape Town, South Africa	31 869 97	None
Field Programs	KUAPA KOKOO LTD	Ghana	35 530 63	None
Field Programs	LACANJA-CHANSAYAB	Tuxtla, Mexico	15 872 92	None
Field Programs	LUKURU WILDLIFE RESEARCH PROJECT	Snowmass Village CO	4 000 00	None
Field Programs	MCT/MPA	Manaus - AM	24 685 71	None
Field Programs	MEXFAM	Tuxtla, Mexico	37 736 24	None
Field Programs	MUSEU PARAENSE EMILIO GOELDI	Belem Brazil	48 979 59	None
Field Programs	NATIONAL GEOGRAPHIC SOCIETY	Washington, DC	45 00	None
Field Programs	NOCTURNAL PRIMATE RESEARCH GROUP	Oxford England	3 000 00	None
Field Programs	ORANGUTAN FOUNDATION	Sundaland Indonesia	47 363 73	None
Field Programs	ORANGUTAN FOUNDATION INTERNATIONAL	Los Angeles CA	112 981 85	None
Field Programs	OXFORD BROOKS UNIVERSITY	Oxford England	3 000 00	None
Field Programs	PEQUI PESQUISA E CONSERVACAO DO CERRADO	Brasilia DF	14 732 65	None
Field Programs	POPULATION ACTION INTERNATIONAL	Washington, DC	976 00	None
Field Programs	PROPETEN	Peten, Guatemala	125 000 00	None
Field Programs	REDE NACIONAL PRO UNIDADES DE CONSERVACAO	Brasilia DF	11 265 31	None
Field Programs	RESEARCH FOUNDATION OF STATE UNIV OF NEW YORK	Stony Brook NY	3 000 00	None
Field Programs	SBS SICHUAN PROJECT	Chengdu Sichuan, China	25 000 00	None
Field Programs	SEROME NORTH DEVELOPMENT TRUST	Serowe, Botswana	50 000 00	None
Field Programs	SICHUAN BOTANICAL SOCIETY	Chengdu Sichuan, China	40 000 00	None
Field Programs	SIMBIOE	Quito Ecuador	32 000 00	None
Field Programs	SOC FOR THE CONSERVATION OF NAT OF LIBERIA	Monrovia, Liberia	4 500 00	None
Field Programs	SOCIEDAD CONSERVACIONISTA AUDOUBON DNR 205200	Caracas Venezuela	1,997 28	None
Field Programs	SURINAME CONSERVATION FOUNDATION (SCF)	Paramaribo Suriname	158 438 55	None
Field Programs	THE AUSTRALIAN NATIONAL UNIVERSITY	Canberra Act, Australia	4 000 00	None
Field Programs	THE OHIO STATE UNIVERSITY	Mansfield OH	3 000 00	None
Field Programs	UNB	Belem Brazil	40 816 33	None
Field Programs	UNIVERSIDAD AUTONOMA DE SINALOA	Guaymas Mexico	54 373 84	None
Field Programs	UNIVERSITY OF HANNOVER	Hannover, Germany	3 000 00	None
Field Programs	UNIVERSITY OF ZURICH	Zunch Switzerland	5 000 00	None
Field Programs	WESTERN CAPE NATURE CONSERVATION BOARD	Cape Town South Africa	12 744 38	None
Field Programs	WILDLIFE CONSERVATION SOCIETY	Bronx NY	500 000 00	None
Field Programs	WILDLIFE PROTECTOR S FUND/GORILLA FOUNDATION	Hermosa Beach CA	2 000 00	None
Field Programs	WORLD SCIENCE	Doylestown, PA	2 500 00	None
Field Programs	WORLD WILDLIFE FUND INC	Lima, Peru	13 631 75	None
Field Programs	WWF INDONESIA	Jakarta, Indonesia	24 117 00	None
Field Programs	W W F-WORLD W IDE FUND INTERNATIONAL	Washington, DC	22 000 00	None
Field Programs	YAYASAN CIPTA CITRA LESTARI INDONESIAIA	Sundaland Indonesia	10 000 00	None
Field Programs	ZOO COLOGNE	Hamburg Germany	750 00	None
Field Programs	ZOOLOGICAL SOC FOR THE CONSERVATION OF SPECIES	Muenchen, Germany	17 000 00	None
Field Programs	ASSOCIACAO PRO ESTACAO BIOLOGICA CARATINGA	Brasilia, Brazil	19 655 51	None
Field Programs -CEPF	AMERICAN BIRD CONSERVANCY	Washington, DC	9 500 00	None
Field Programs -CEPF	ASOCIACION BOLIVIANA PARA LA CONSERVACION	La Paz, Bolivia	96 350 00	None
Field Programs -CEPF	ASSOCIATION FANAMBY	Antananarivo Madagascar	464 536 00	None
Field Programs -CEPF	BIRDLIFE INTERNATIONAL	Cambridge England	753 766 00	None
Field Programs -CEPF	CONSERVATION MANAGEMENT LTD	Montpelier VT	165 050 00	None
Field Programs -CEPF	CPILAP-CENTRO DE PUEBLOS INDIGENAS DE LA PAZ	La Paz, Bolivia	51 300 00	None
Field Programs -CEPF	ENVIRONMENTAL FOUNDATION FOR AFRICA	London, England	250 930 00	None
Field Programs -CEPF	FAUNA AND FLORA INTERNATIONAL	Cambridge England	113 977 00	None
Field Programs -CEPF	FIELD MUSEUM	Chicago IL	6 070 00	None
Field Programs -CEPF	IESSC-INST OF ENV SCIENCE AND SOCIAL CHANGE	Quezon City Philippines	4 450 00	None
Field Programs -CEPF	IMAPI - INSTITUTO MACHU PICCHU	Wanchaq-Cusco Peru	56 298 00	None
Field Programs -CEPF	INSTITUTE OF ENV SCIENCE	Quezon City Philippines	6 550 00	None
Field Programs -CEPF	INTERNATIONAL CENTER FOR JOURNALISTS	Washington, DC	48 449 00	None
Field Programs -CEPF	IUCN	Gland Switzerland	389 952 00	None
Field Programs -CEPF	MATEZA	Antananarivo Madagascar	161 500 00	None
Field Programs -CEPF	MISSOURI BOTANICAL GARDEN	St Louis Missouri	203 712 00	None
Field Programs -CEPF	MUSEUM OF NATURAL HISTORY	Monroe LA	132 818 00	None
Field Programs -CEPF	NATIONAL BOTANICAL INSTITUTE	Claremont, South Africa	582 883 00	None
Field Programs -CEPF	PROBIOMA-PRODUCTIVIDAD BIOSFERA MEDIO AMBIENTE	Santa Cruz, Bolivia	120 700 00	None
Field Programs -CEPF	RAINFOREST FOUNDATION	London, England	161 508 00	None
Field Programs -CEPF	ROEDEL MARK-OLIVER	Wuerzburg Germany	7 413 23	None
Field Programs -CEPF	SELVA REPS S A C	Lima, Peru	143 895 00	None
Field Programs -CEPF	THE PEREGRINE FUND	Boise ID	150 000 00	None
Field Programs -CEPF	TRAFFIC INTERNATIONAL	Cambridge England	45 000 00	None

PART II, LINE 22 - GRANTEES

Program	Name of Grantee	Address	Amount	Other relationship Besides grant
Field Programs -CEPF	TULANE UNIVERSITY LAW SCHOOL	New Orleans, Louisiana	11 215 00	None
Field Programs -CEPF	UNIVERSITY OF WESTERN ONTARIO THE	Ontario Canada	27 200 00	None
Field Programs -CEPF	WEINBRENNER, MARTIN	Offenburg, Germany	3 535 00	None
Field Programs -CEPF	WILDLIFE CONSERVATION SOCIETY	Bronx NY	65 970 00	None
Field Programs -CEPF	WWF MADAGASCAR	Antananarivo Madagascar	124 500 00	None
Field Programs -CEPF	ZOOLOGICAL SOCIETY OF PHILADELPHIA	Philadelphia, PA	107 807 00	None
Field Support	AFRICAN CONSERVATION CENTER	Nairobi Kenya	5 000 00	None
	ASOCIACION PERUANA DE TURISMO DE AVENTURA Y DE			
Field Support	ECOTURISMO	Lima, Peru	4 000 00	None
Field Support	BELIZE ZOO THE	Belize City Belize	1 000 00	None
Field Support	CEMOPLAF	Quito Ecuador	3 000 00	None
Field Support	CEPEME-IBAMA	Tamandere-Pe Brazil	31 208 35	None
Field Support	CI UK	Histon UK	60 000 00	None
Field Support	CI UK	Histon UK	50,000 00	None
Field Support	CI UK	Histon UK	15 000 00	None
Field Support	CI UK	Histon, UK	60 000 00	None
Field Support	CI UK	Histon, UK	8 530 31	None
Field Support	CI UK	Histon UK	3 513 36	None
Field Support	CONSERVATION STRATEGY FUND	Philo CA	37 500 00	None
Field Support	ECOTOURISM/RAINFOREST ALLIANCE	New York, NY	400 00	None
Field Support	INTERNATIONAL ECOTOURISM SOCIETY	Burlington, VT	15 000 00	None
Field Support	MAIDA MAURO	Tamandere Pe Brazil	23 000 00	None
Field Support	MARINE SONIC TECHNOLOGY	White Marsh, VA	41 791 65	None
Field Support	POPULATION ACTION INTERNATIONAL	Washington, DC	95 000 00	None
Field Support	PROGRAMME FOR BELIZE	Belize City Belize	5 000 00	None
Field Support	REGIONAL COMMUNITY FORESTRY TRAINING	Bangkok Thailand	5 000 00	None
Field Support	UNIVERSITY OF PLYMOUTH	Plymouth, Devon - UK	96 000 00	None
Field Support	FUNDACION NATURAL BOLIVIA	Santa Cruz, Bolivia	22 995 00	None
Field Support - CEPF	CONSERVATION BREEDING SPECIALIST GROUP	Apple Valley MN	5 000 00	None
Field Support - CEPF	ISTITUTO DI ECOLOGIA APPLICATA	Rome Italy	100 000 00	None
Field Support	IESB Instituto Estudios Socioambientais	Ilheus Bahia	18 088 38	None
Field Support	COMMUNITY GRANTS PERU	Peru	1 561 94	None
	SUBTOTAL		<u>11,275,980.99</u>	
	Adj CI UK Field Programs		(99 063 00)	
	Adj Field Support (UK)		(241 368 68)	
	Plus Field Support CI UK Grants		145 977 17	
	Rounding adjustment		<u>0.52</u>	
	NET ADJUSTMENTS		<u>(194,453.99)</u>	
	TOTAL GRANTS AND ALLOCATIONS PER FORM 990, PART II, LINE 22		<u>11,081,527.00</u>	